

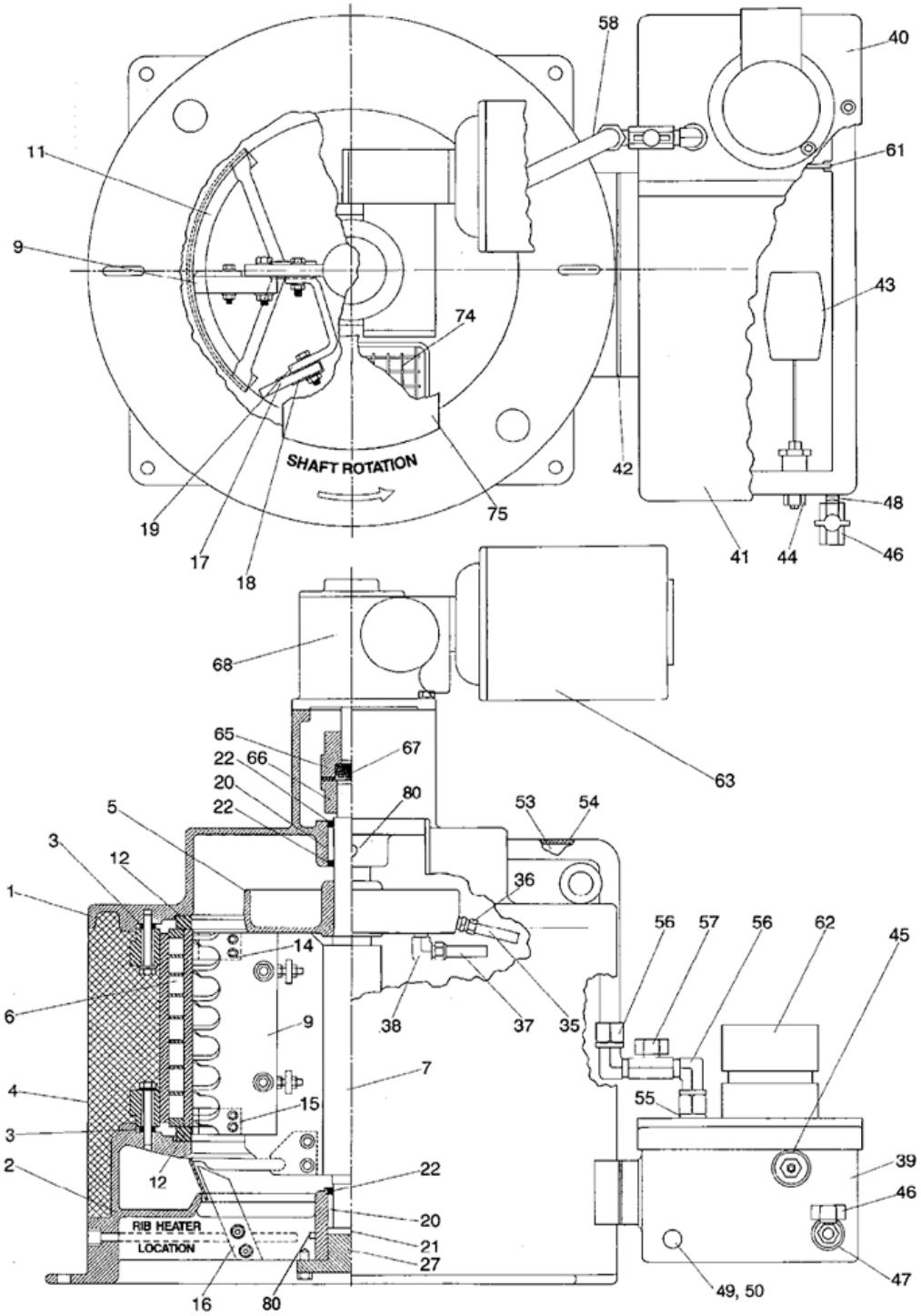


## Replacement Parts list

For model  
4000-RL















Howe Corporation  
1650 N Elston Ave  
Chicago, Il.60642  
email: [parts@howecorp.com](mailto:parts@howecorp.com)  
[Service@howecorp.com](mailto:Service@howecorp.com)















Main Tel: 773.235.0200  
Parts: 773.687-4950  
Service: 773.687.4940































| Drwg # | Drwg Ref Num | Part Number | Description | Qty | Image of Part |
|--------|--------------|-------------|-------------|-----|---------------|
|--------|--------------|-------------|-------------|-----|---------------|

4000-RL

|      |    |          |   |   |   |
|------|----|----------|---|---|---|
| a    | 0  | F5H25-4  | Water Sump Cover - Removeable access side                           | 1 |            |
| a, b | 0  | E10H59   | Water Pump regulating valve   | 1 |            |
| a, b | 0  | E10H79   | Water Float Valve   | 1 |            |
| b    | 3  | E20J4    | Insulated Lug Spacers   | 8 |            |
| b    | 7  | E20D2    | Main Shaft for 4000   | 1 |            |
| b, c | 9  | E20E2    | Ice Blade 12.5" long  | 1 |  |
| b    | 0  | E20E6    | Nuts, Bolts & Washers for E20E2 ice blade                           | 1 |          |
|      | 0  | E10E15   | Ice Blade Adjustment gauge Kit (set of 7 gauges)                    | 1 |          |
| b    | 11 | E20G2    | Ice Deflector (4-6K)  | 1 |          |
| b    | 0  | E20G8-KT | Ice Deflector Kit (with scraper and backing plate)                  | 1 |          |
| b    | 0  | 53036    | Ice Deflector kit with scraper, backing plate, Nuts bolts & washers | 1 |          |
| b    | 0  | E20G5    | Ice deflector nuts, bolts & washers (only)                          | 1 |          |
| b    | 12 | E20J1    | Rubber Insulating Ring  | 2 |          |
|      | 0  | E10J8    | Insulating Ring Repair Tool   | 1 |          |

| Drwg # | Drwg Ref<br>Num | Part Number | Description  | Qty<br>Req | Image of Part   |
|--------|-----------------|-------------|--|------------|---|
| b      | 14              | E20E4       | Top or Bottom Axillary ice Scraper                             | 2          |    |
| b      | 0               | E20E7       | Axillary Ice Scraper nuts, Bolts & Washers (only)              | 2          |    |
| b      | 16              | E20G4       | Ice Deflector Scraper (only)                                   | 1          |    |
| b      | 0               | E20G7       | Ice Deflector Scraper Backing Plate (Only)                     | 1          |    |
| b      | 0               | E20G9-KT    | Ice Deflector Scraper Kit( Scraper & backing Plate)            | 1          |    |
| b      | 0               | E20G6       | Ice Deflector Scraper Nuts, Bolts & Washers (only)             | 1          |    |
| b      | 17              | 53028       | Squeegee Repair Kit,(Squeegee, Wrapper, Nuts, bolts & Washers) | 1          |   |
| b, c   | 17              | E20F4       | Squeegee 12.5" long  | 1          |  |
| b      | 0               | E20F4-OZ    | Squeegee 12.5" Long (Ozone Resistant)                          | 1          |  |
| b      | 18              | E20F9       | Squeegee Wrapper 12.5" Long                                    | 1          |  |
| b      | 0               | E20F8       | Nuts bolts & Washers for Squeegee Wrapper                      | 1          |  |
| b      | 19              | E20F11      | Squeegee Bracket   | 1          |  |
| b      | 0               | E20F21      | Squeegee Bracket (Seawater models only)                        | 1          |  |
| b      | 20              | E20K1       | Main Shaft Sleeve Bearings                                     | 2          |  |

| Drwg # | Drwg Ref<br>Num | Part Number        | Description  | Qty<br>Req | Image of Part   |
|--------|-----------------|--------------------|--|------------|---|
| b      | 21              | E20K2              | Main Shaft Thrust Plate  | 1          |    |
| b      | 22              | E20K3              | Main Shaft Grease Seals  | 3          |    |
| b      | 0               | E20K4              | Main Bearing Replacement Kit<br>(includes, bearings, seals & plate)                          | 1          |    |
| b      | 0               | E10T1              | Bearing removal/ replacement tool  | 1          |    |
| b      | 27              | E20B8              | Bottom Bearing Cover   | 1          |    |
| b      | 35              | E20H39             | Water distribution side spout tube<br>& fitting (for old style aluminum<br>distribution pan) | 7          |    |
| b      | 35              | E20H45             | Water Distribution side spout tube<br>(for Plastic Distribution pan)                         | 7          |   |
| b      | 37              | E20H38             | Water Distribution bottom spout &<br>fitting   | 1          |  |
| b      | 5               | E20H44             | Water Distribution pan assembly<br>(Plastic Pan / tubes)                                     | 1          |  |
| b      | 42              | E20J2              | Water Sump gasket  | 1          |  |
| b      | 53              | E10H67-KT          | Water Tube with regulating valve   | 1          |  |
| b      | 56              | ELM-CT-<br>NY10X08 | Water tube fitting for copper<br>tubes/horizontal valve                                      | 2          |  |
| b      | 57              | E10H59             | Water regulating valve (for dist. pan<br>level)  | 1          |  |
| b      | 62              | E10Q7              | Replacement Water pump   | 1          |  |

| Drwg # | Drwg Ref<br>Num | Part Number      | Description                                     | Qty<br>Req | Image of Part   |
|--------|-----------------|------------------|---|------------|---|
| b      | 62              | E10Q5            | Replacement water pump (April 2006 and older)   | 1          |    |
| b      | 0               | E10H61           | Replacement water sump assembly                 | 1          |    |
| b      | 0               | E20Q5            | Marine duty (Shipboard) replacement water pump  | 1          |    |
| b      | 63              | E20M3            | Replacement drive motor 1/3 HP, 230/1/60 (TEFC) | 1          |    |
| b      | 63              | E20M10           | Replacement drive motor 1/3 HP 220/1/50         | 1          |    |
| b      | 63              | E20M11           | Replacement drive motor 1/3 HP 240/1/50         | 1          |    |
| b      | 63              | E20M2            | Replacement drive motor 1/3 HP 380/3/50         | 1          |   |
| b      | 63              | E20M7            | Replacement drive motor 1/3 HP 460/3/60         | 1          |  |
| b      | 0               | E20N9-H          | Flexible coupling                               | 1          |  |
| b      | 68              | E20R4            | Speed Reducer for 60 Hz 600:1                   | 1          |  |
| b      | 68              | E20R3            | Speed Reducer for 50 Hz use 450:1               | 1          |  |
| b      | 75              | E20A6            | Inspection Cover                                | 1          |  |
| b      | 0               | HT150-240-037X50 | Replacement low ambient heater element          | 3          |  |
| b      | 0               | SR-OIL-SYN       | Synthetic Speed reducer oil (Quart)             | 1          |  |

| Drwg # | Drwg Ref<br>Num | Part Number | Description  | Qty<br>Req | Image of Part   |
|--------|-----------------|-------------|--|------------|---|
| b      | 0               | 53049       | Liquid Line solenoid valve with coil   | 1          |  |
| b      | 0               | E20C21      | Liquid Line Evaporator Connector   | 1          |  |
|        | 0               | 53011       | Semi annual maintenance kit<br>(included cleaner, food grade<br>grease, and water filter)  | 1          |  |
|        | 0               | 53012       | Annual maintenance kit (includes<br>cleaner, sanitizer, food grade<br>grease, water filter, and ice blade<br>adjustment kit)           | 1          |  |
|        | 0               | 53016       | 3 year maintenance kit (Includes<br>cleaner, sanitizer, food grade<br>grease, water filter, ice blade<br>adjustment kit, and squeegee) | 1          |  |
| b      | 0               | E20C14      | Rotolock sweat adaptor (Suction<br>line)   | 1          |  |