

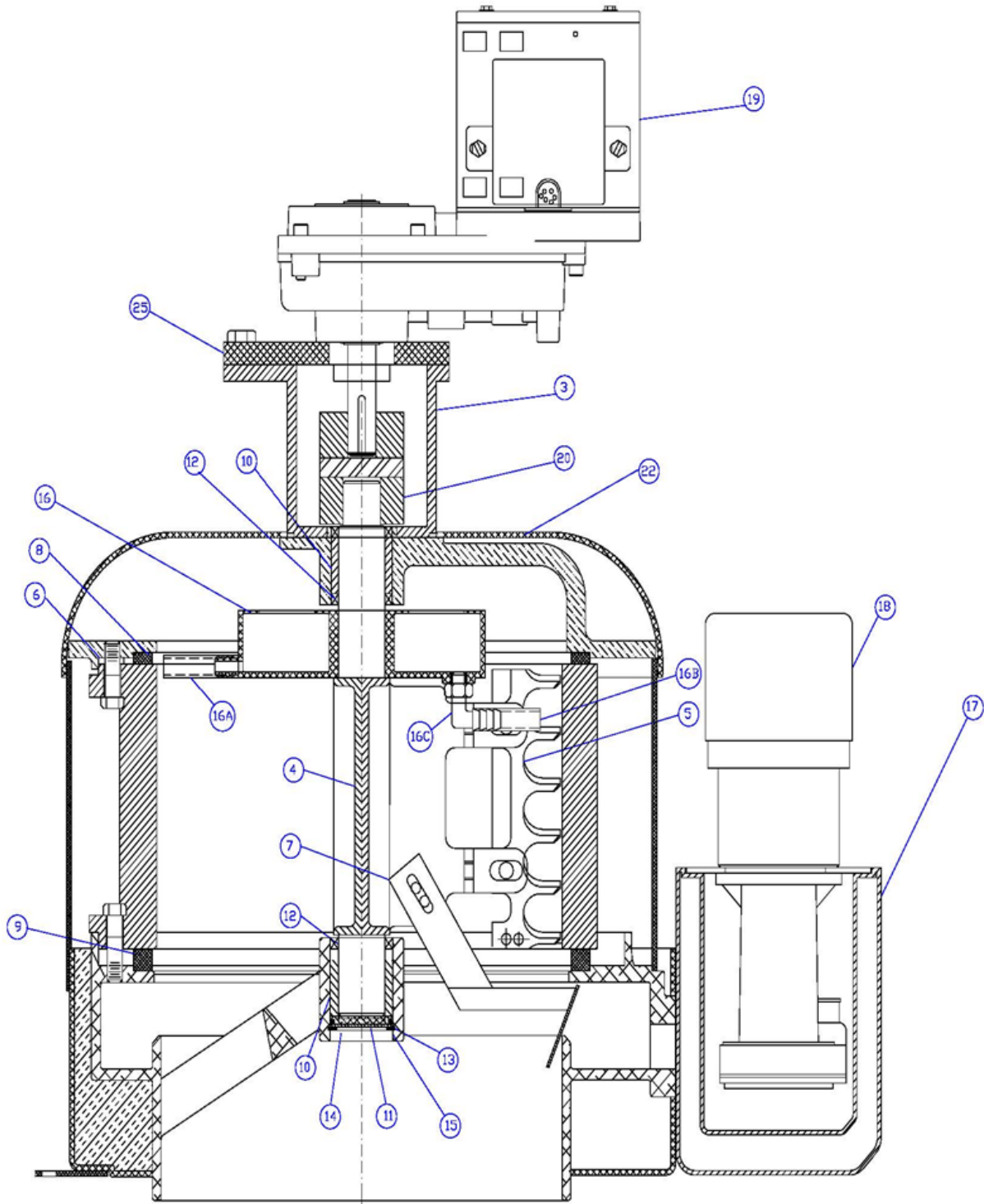


Replacement Parts list

For model
1000-SCAE















Howe Corporation
1650 N Elston Ave
Chicago, Il.60642
email: parts@howecorp.com
Service@howecorp.com















Main Tel: 773.235.0200
Parts: 773.687-4950
Service: 773.687.4940


















| Drwg # | Drwg Ref Num | Part Number | Description | Qty | Image of Part |
|--------|--------------|-------------|-------------|-----|---------------|
|--------|--------------|-------------|-------------|-----|---------------|

1000SCAE

| | | | | | |
|---|----|---------|--|---|---|
| a | 2 | F5A6-KT | Coupling Hub with Hardware | 1 |  |
| a | 4 | F5D2 | Main Shaft | 1 |  |
| a | 5 | F5E1 | Ice Harvesting Blade | 1 |  |
| a | 0 | F5E2 | Top/Bottom Auxiliary Ice Scraper | 2 |  |
| a | 0 | F5E5 | Nuts, Bolts & Washers for Ice Harvesting Blade | 1 |  |
| a | 6 | F5J5 | Insulating Lug Spacers (Top) | 4 |  |
| a | 0 | F5J7 | Insulating Lug Spacers (Bottom) | 4 |  |
| a | 7 | F5G1 | Ice Deflector | 1 |  |
| a | 0 | F5G2 | Nuts, Bolts & Washers (Ice Deflector) | 1 |  |
| a | 0 | 53034 | Ice Deflector Kit (Ice deflector, nuts, bolts & washers) | 1 |  |
| a | 8 | F5J4 | Top Insulating Ring | 1 |  |
| a | 9 | F5J8 | Bottom Insulating Ring | 1 |  |
| a | 10 | F5K1 | Main Bearing | 2 |  |
| a | 11 | F5K2 | Bottom Bearing Thrust Plate | 1 |  |

| Drwg # | Drwg Ref Num | Part Number | Description | Qty Req | Image of Part |
|--------|--------------|-------------|--|---------|---|
| a | 12 | F5K3 | Bearing Grease Seals | 3 |  |
| a | 13 | F5K4 | O-Ring for Bearing disk | 1 |  |
| a | 14 | F5K5 | Bottom bearing disk | 1 |  |
| a | 15 | F5K6 | Lock ring for bottom bearing disk | 1 |  |
| a | 0 | F5K7 | Bearing replacement kit (includes items # 10-15) | 1 |  |
| a | 16 | F5H5 | Water Distribution Pan Assembly | 1 |  |
| | 16 | F5H6 | Water Distribution Side Spout Tube | 5 |  |
| a | 16 | F5H30 | Water Distribution Bottom Tube & Fitting | 1 |  |
| a | 0 | F5H25-4 | Water Sump Cover - Removeable access side | 1 |  |
| a | 0 | F5H18 | Water Sump Gasket | 1 |  |
| a, b | 18 | E10Q7-P | Replacement Water Pump Assembly w/ mounting plate, ball valve, tubing and Molex plug | 1 |  |
| a, b | 0 | E10H59 | Water Pump regulating valve | 1 |  |
| a, b | 0 | E10H79 | Water Float Valve | 1 |  |
| a | 0 | F5H11-KT | Water Tube kit with Regulating Valve | 1 |  |

| Drwg # | Drwg Ref Num | Part Number | Description | Qty Req | Image of Part |
|--------|--------------|-------------|---|---------|---|
| a | 20 | F5N1 | Flexible Coupling | 1 |  |
| a | 19 | F5M1-KT | Gear Motor Kit (includes, gearmotor, output shaft, adaptor plate, flexible coupling and hardware) | 1 |  |
| a | 0 | F5M11 | Output shaft with snap ring, and keys, 2.5" | 1 |  |
| a | 25 | F5A7 | Gearmotor Mounting Adaptor Plate | 1 |  |
| a | 0 | F5I2 | Inspection removeable cover | 1 |  |
| a | 0 | 53048 | Liquid Line Solenoid Valve assembly | 1 |  |
| a | 0 | F5C25 | Liquid Line Evaporator connector | 1 |  |
| a | | F5H31 | Low water cutoff switch kit | 1 |  |
| | 0 | 53009 | Semi Annual Maintenance kit (Includes, cleaner, grease, water filter) | 1 |  |
| | 0 | 53010 | Annual Maintenance kit (Includes, cleaner, sanitizer, grease, water filter, ice blade adjustment kit) | 1 |  |
| | 0 | 11142 | Photo eye set (emitter and receiver) C.G. | 1 |  |
| | 0 | 11156 | Suction pressure transducer | 1 |  |
| | 0 | 51007 | Replacement touchscreen assembly | 1 | |
| | 0 | E10E15 | Ice Blade Adjustment gauge Kit (set of 7 gauges) | 1 |  |

| Drwg # | Drwg Ref Num | Part Number | Description | Qty Req | Image of Part |
|--------|-----------------|-------------|--|------------|---|
| a | 0 | F5C17-1 | Rotolock sweat adaptor (suction line) | 1 |  |
| a | 0 | F5C17-2 | Spud - for Rotolock fitting (suction line) | 1 |  |