

Rapid Freeze 4000-RL

For Remote Refrigeration Systems

COOL SOLUTIONS SINCE 1912

HOWE Proven. Best Choice.™

Howe's versatile Rapid Freeze Flake Ice Machines set the standard for energy efficiency, water conservation and longer, trouble-free operating life. Our reliable ice flakers are engineered to deliver exceptional ice quality that keeps food cooler and fresher, longer, at reduced operating expense.

From food processing and distribution, to supermarket and retail applications, Howe has an energy-efficient Rapid Freeze solution to meet your needs.

PROVEN ENERGY EFFICIENCY

Innovative engineering, rugged construction deliver exceptional heat transfer. Requires significantly less energy per pound. Substantially lower operating/maintenance requirements. Optimized water usage.

EXCEPTIONAL ICE QUALITY

True, 100% dry, sub-cooled flake ice contains 4 times more surface area for significantly better cooling – up to 20% longer. Drier ice draws heat away quickly and evenly. Process uses less energy with virtually zero water loss.

LONGER, TROUBLE-FREE OPERATING LIFE

Innovative evaporator design utilizes gravity for 50% lighter bearing load. Operates trouble-free outlasting 3 - 4 times longer than competitive machines. Fewer maintenance/service issues.

STANDARD PACKAGE INCLUDES:

- NEMA1 control panel
- Photo eye ice level control system
- Low water level switch
- TXV Valve (expansion valve) (for virtually any available refrigerant)
- Solenoid Valve
- EPR Valve
- Suction line heat exchanger
- TEFC drive motor

PREMIUM PACKAGE INCLUDES: above plus:

- Low ambient kit
- NEMA4 control panel

AVAILABLE OPTIONS/ACCESSORIES

- Clock timer
- Water filter system
- Salt dosing kit
- Ice storage bins (many options available)



Model 4000-RL



MADE IN USA!

ICE CAPACITIES

		WATER TEMP °F		
		50°	70°	90°
AIR TEMP °F	70°	4416	4064	3776
	80°	4350	4008	3680
	90°	4200	3946	3360

ICE QUALITY & HARDNESS

Ice of higher quality has more cooling capacity per pound than that of lesser quality ice.

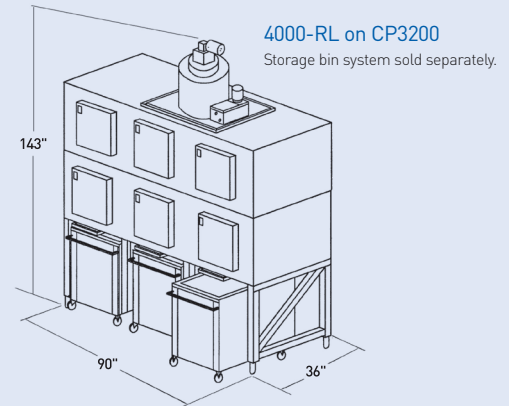
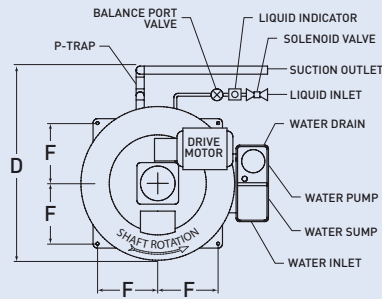
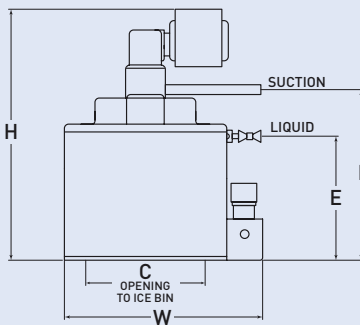
ICE QUALITY %*	IHAF**	KWH/100 LBS
101	1.01	3.04

* Ice Quality expressed as a percentage of cooling capacity of 100% 32°F ice.

**Ice Hardness Adjustment Factor used to correct kWh/100lb for ice quality. All data given at 90°F air / 70°F water.

4000-RL

For Remote Refrigeration Systems



MODEL	DIMENSIONS (INCHES)					CONNECTION SIZES (ODS)		
	C	E	F	G	I	SUCTION	LIQUID	WATER
4000-RL	19	20	10-1/4	17-1/2	27-1/2	1-3/8	1/2	3/8

ICE FLAKER

MODEL	CAPACITY/ 24 HRS*	KWH/ 100 LBS*	WATER USAGE/ 100 LBS OF ICE GALS	DRIVE MOTOR 208-230/1/60		WATER PUMP FLA	TOTAL APPROX. RLA	MIN. CIRCUIT AMPS	MAX. FUSE AMPS
				HP	FLA				
4000-RL	3,946 LBS	3.04 ¹	12.0	1/3	3.2	.75	3.95	5	15

* @ 70°/90°F (21°/32°C) based on total consumption for a split system. ¹ KWH rating is for a split system. Actual KWH for RL connected to a rack system may be less.

MODEL	DIMENSIONS IN			SHIPPING WEIGHT LBS	WATER GPM	APPROX OPERATING CHARGE R-404A LBS	REFRIGERATION REQUIRED**	
	W	D	H				BTU/HR	KCAL/HR
4000-RL	32	33	40-1/2	700	.35	15	36,000	9,070

** @ -5°F [-20.4°C] Evaporator Temperature

WARRANTY

See complete warranty for details.

- 25 year evaporator icemaking surface warranty
- 10 year ice blade warranty
- 2 year parts warranty

OPERATING PARAMETERS

	MINIMUM	OPTIMUM	MAXIMUM
AMBIENT TEMPERATURE	50°F (10°C)	90°F (32°C)	100°F (38°C)
WATER TEMPERATURE	45°F (8°C)	70°F (21°C)	90°F (32°C)
WATER PRESSURE	20 PSI	25-40 PSI	60 PSI