

Rapid Freeze 4000-RL-CO₂DX

For subcritical & transcritical CO₂ refrigeration systems

COOL SOLUTIONS SINCE 1912

HOWE Proven. Best Choice.™

Howe's versatile Rapid Freeze Flake Ice Machines set the standard for energy efficiency, water conservation and longer, trouble-free operating life. Our reliable ice flakers are engineered to deliver exceptional ice quality that keeps food cooler and fresher, longer, at reduced operating expense.

From food processing and distribution, to supermarket and retail applications, Howe has an energy-efficient Rapid Freeze solution to meet your needs.

PROVEN ENERGY EFFICIENCY

Innovative engineering, rugged construction deliver exceptional heat transfer. Requires significantly less energy per pound. Substantially lower operating/maintenance requirements. Optimized water usage.

EXCEPTIONAL ICE QUALITY

True, 100% dry, sub-cooled flake ice contains 4x more surface area for significantly better cooling – up to 20% longer. Drier ice draws heat away quickly and evenly. Process uses less energy with virtually zero water loss.

LONGER, TROUBLE-FREE OPERATING LIFE

Innovative evaporator design utilizes gravity for 50% lighter bearing load. Operates, trouble-free, 3x - 4x longer than competitive machines. Fewer maintenance/service issues.

STANDARD SUPPLIED COMPONENTS

- control panel
- Photo eye ice level control system
- Electronic expansion valve (EEV) and controller
- Electronic EPR valve (EEPR) and controller
- Solenoid Valve
- 650 PSI (45 bar) pressure rating

AVAILABLE OPTIONS/ ACCESSORIES

- Low ambient kit
- Clock timer
- Water filter system
- Salt dosing kit
- Low water level switch
- Ice storage bins (many options available)



Model 4000-RL-CO₂DX



MADE IN USA!

ICE CAPACITIES

		WATER TEMP °F		
		50°	70°	90°
AIR TEMP °F	70°	4416	4064	3776
	80°	4350	4008	3680
	90°	4200	3946	3360

ICE QUALITY & HARDNESS

Ice of higher quality has more cooling capacity per pound than that of lesser quality ice.

ICE QUALITY %*	IHAF**	KWH/100 LBS***
101	1.01	3.07

* Ice Quality expressed as a percentage of cooling capacity of 100% 32°F ice.

**Ice Hardness Adjustment Factor used to correct kWh/100lb for ice quality.

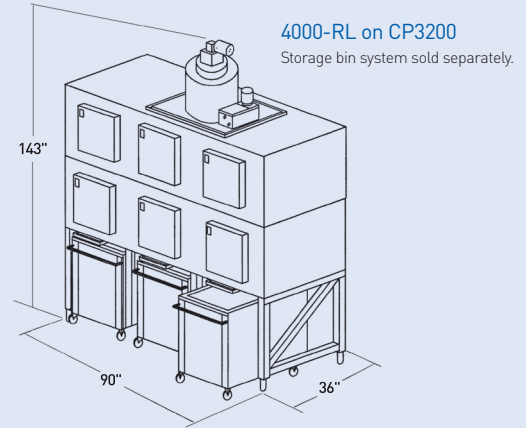
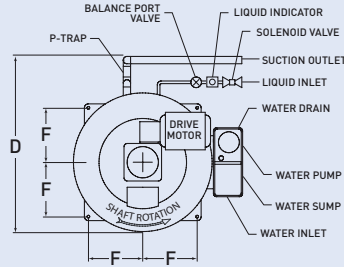
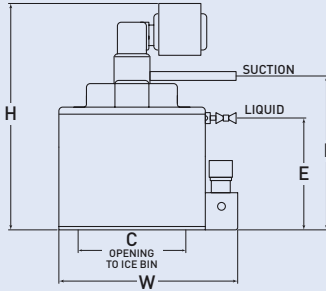
***Estimated energy usage.

All data given at 90°F air / 70°F water.

4000-RL-CO₂DX

For subcritical & transcritical CO₂ refrigeration systems

4000-RL-CO₂DX



MODEL	DIMENSIONS (INCHES/CM)					CONNECTION SIZES (ODS)		
	C	E	F	G	I	SUCTION	LIQUID	WATER
4000-RL-CO2DX	19/48	20/51	10.25/26	17.5/44	27.5/70	1-1/8	1/2	3/8

ICE FLAKER

MODEL	CAPACITY/ 24 HRS*	KWH/ 100 LBS*	WATER USAGE/ 100 LBS OF ICE GALS	DRIVE MOTOR 208-230/1/60 HP	FLA	WATER PUMP FLA	L.A.K. 208/1/60 AMPS	TOTAL APPROX. RLA	MIN. CIRCUIT AMPS	MAX. FUSE AMPS
4000-RL-CO2DX	3,946 LBS 1,791 Kg	3.07 ¹	12.2 46.18 L / 45.4 Kg	1/3	3.2	.75	2.16	6.11	10	15

* @ 70°/90°F (21°/32°C) based on total consumption for a split system. ¹ Estimated energy usage.

MODEL	DIMENSIONS			CM	SHIPPING WEIGHT	WATER GPM	APPROX OPERATING CHARGE R-744 LBS	REFRIGERATION REQUIRED**		CO ₂ FLOW RATE LB/HR			
	IN W	D	H					W	D		H	LBS	KCAL/HR
4000-RL-CO2DX	32	33	40-1/2	81	84	103	700	318	.35	13	34,100	8,590	—

** @ -5°F (-20.6°C) Evaporator Temperature

Warm water mixing valve required in low ambient, & low water temperature conditions.

WARRANTY

See complete warranty for details.

- 25 year evaporator icemaking surface warranty
- 10 year ice blade warranty
- 2 year parts warranty

OPERATING PARAMETERS

	MINIMUM	OPTIMUM	MAXIMUM
AMBIENT TEMPERATURE	50°F (10°C)	90°F (32°C)	100°F (38°C)
WATER TEMPERATURE	45°F (8°C)	70°F (21°C)	90°F (32°C)
WATER PRESSURE	20 PSI	25-40 PSI	60 PSI

HOWE®

1650 N. Elston Ave., Chicago, IL 60642-1585 | 773 235 0200 | Fax 773 235 0269
howecorp.com | howeinfo@howecorp.com

